

**ATSIP MODEL MINIMUM STATE CRASH
FACTS PUBLICATIONS**

WISCONSIN'S

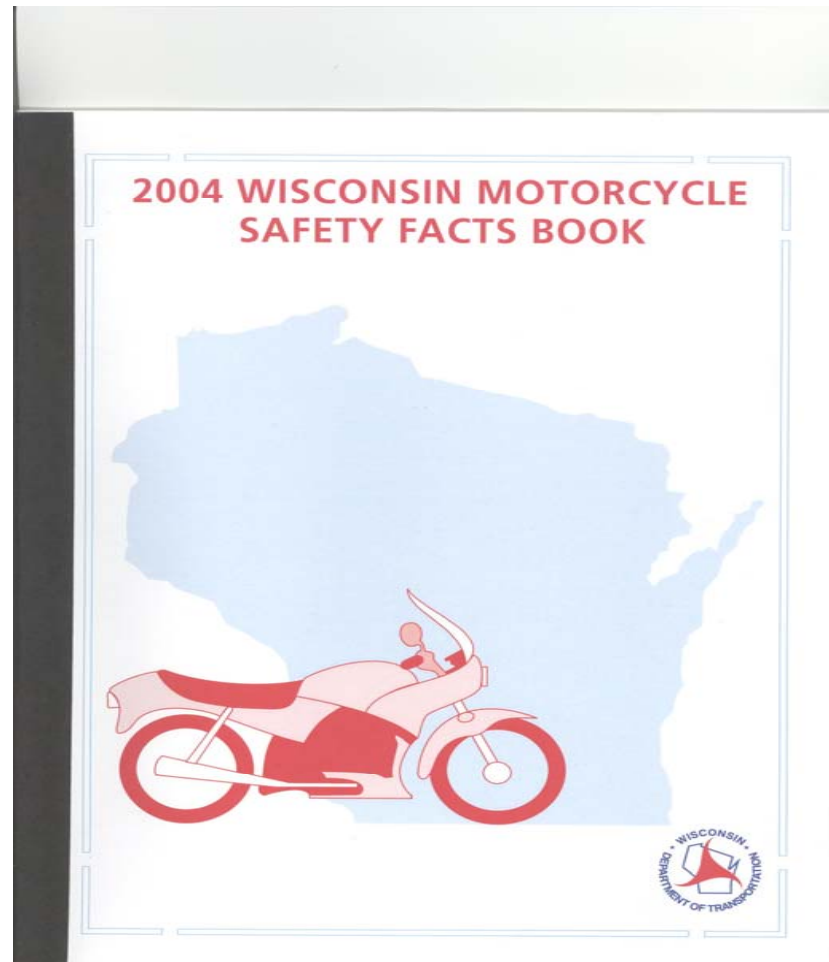
'Level Four'

Special Interest Publications

ALCOHOL FACTS

MOTORCYCLE FACTS

Wisconsin Motorcycle Safety Facts



INFORMATION SOURCES

- Crashes – State Crash File
- Driver License – State Driver File
- Vehicle Registration – State Vehicle File
- Vehicle Sales – State Vehicle File
- Injuries/AODA – Coroner/Medical Examiner Files
- Training Records - Rider Education Program
- Training Budget – Rider Education Program

10-YEAR CRASH SUMMARY

						Property		Cyclists Killed	Cyclists Killed
	Registered	Cyclist	Fatal	Single Unit	Injury	Damage	Total	Without Helme	Wearing
Year	Cycles	Fatalities	Crashes	Fatal Crashes	Crashes	Crashes	Crashes	or Unknown	Helmet
2000	175,486	78	76	35	1,760	242	2,078	63	15
2001	201,143	70	69	41	1,928	288	2,285	56	14
2002	198,495	78	73	34	1,794	317	2,184	63	15
2003	225,181	100	98	57	2,099	315	2,512	76	24
2004	221,982	80	81	47	2,015	327	2,423	60	18

Registered Cycles, Crashes and Total Crashes by County

County	2004 Estimated Population	Registered Cycles	Total Vehicle Crashes	Total Cycle Crashes
Adams	20,707	1,035	522	13
Ashland	16,969	582	263	4
Barron	46,540	1,986	956	13
Bayfield	15,575	853	342	8
Brown	237,841	9,073	4,441	79
Buffalo	14,033	800	312	14

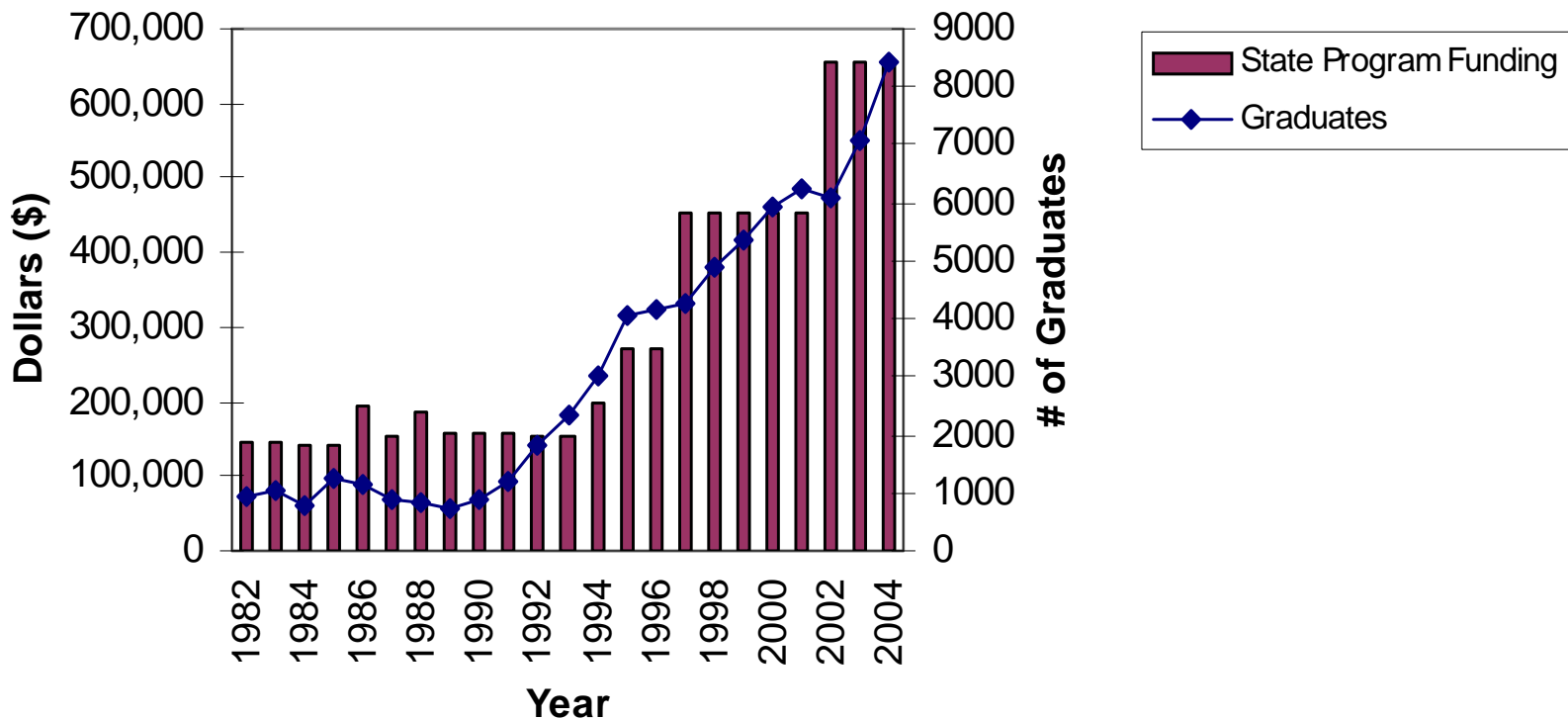
Cycles per 1000 Residents	Crashes per 100 Registered	% Cycle Crashes
49.98	1.26	2.49%
34.30	0.69	1.52%
42.67	0.65	1.36%
54.77	0.94	2.34%
38.15	0.87	1.78%
57.01	1.75	4.49%

Drivers with Motorcycle License Endorsements, by Type, Gender, Age

Motorcycle License - Class M									
	Instruction Permits		Probationary		Regular				
Age	Male	Female	Male	Female	Male	Female	Male	Female	Total
16	104	12	394	60	0	0	498	72	570
17	354	51	599	68	20	0	973	119	1,092
18	358	49	87	7	811	105	1,256	161	1,417
19	372	59	42	7	1,209	152	1,623	218	1,841
20	392	83	35	4	1,713	182	2,140	269	2,409
21	363	96	33	8	2,147	275	2,543	379	2,922

Motorcycle Rider Education Program – Funding and Graduates

State Motorcycle Safety Program Funding and Motorcycle Basic Safety Course Graduates (1982-2004)



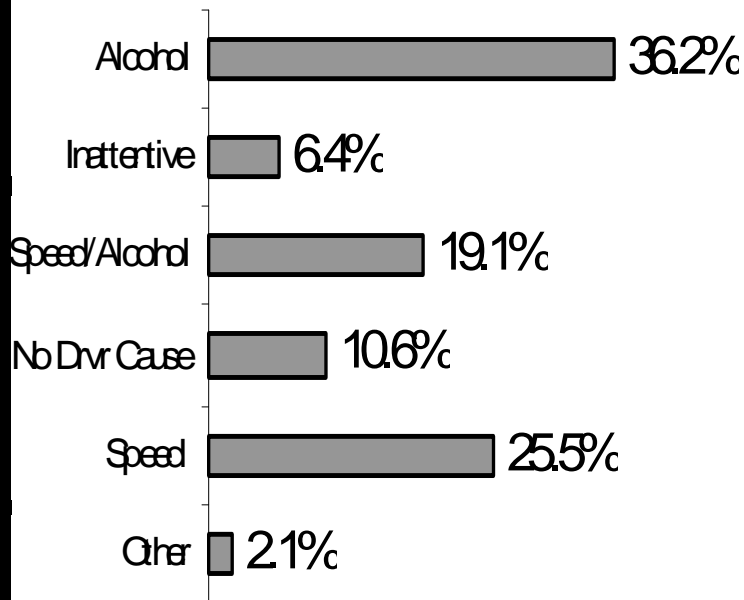
Fatally Injured Motorcyclists

DAY	TIME	Driver/Pass.	UNITS	TYPE	SAFETY	ROAD	LIGHT	WEATHER	M/F	AGE	LICENSE
Mon	5:40 PM	D	2	1993 H.D.	None	Dry	Daylight	Clear	M	43	VALID
Mon	6:33 PM	D	1	2004 Suzuki	Eye	Dry	Daylight	Clear	M	37	VALID
Mon	7:09 PM	D	1	1982 Honda	Eye	Dry	Daylight	Clear	M	28	INVALID
Mon	8:25 PM	D	1	2004 H.D.	Eye	Dry	Daylight	Cloudy	M	40	VALID

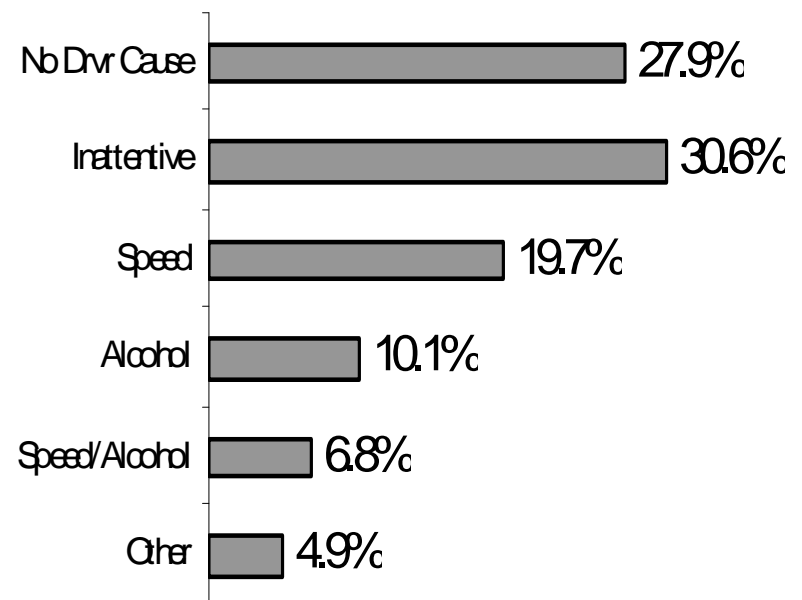
Narrative	Road Type	PCCS
E/B motorcycle traveling at high speed turned north/w ent on & off median/struck parked car.	STH	1
Motorcycle traveling at high rate of speed/left roadway/collided w/tree/mc oper ejected.	Local	1
N/B motorcycle collided w/curb & proceeded to roll/mc oper ejected/collided w/utility pole.	Local	4,11
Motorcycle struck deer/oper ejected/landed in middle of roadway.	Local	None
MC failed to negotiate curve/struck curb & mailbox/lost control/oper ejected/hit head fire hydrant.	Local	2,11,12

Primary Contributing Circumstances, Fatal vs Total Crashes

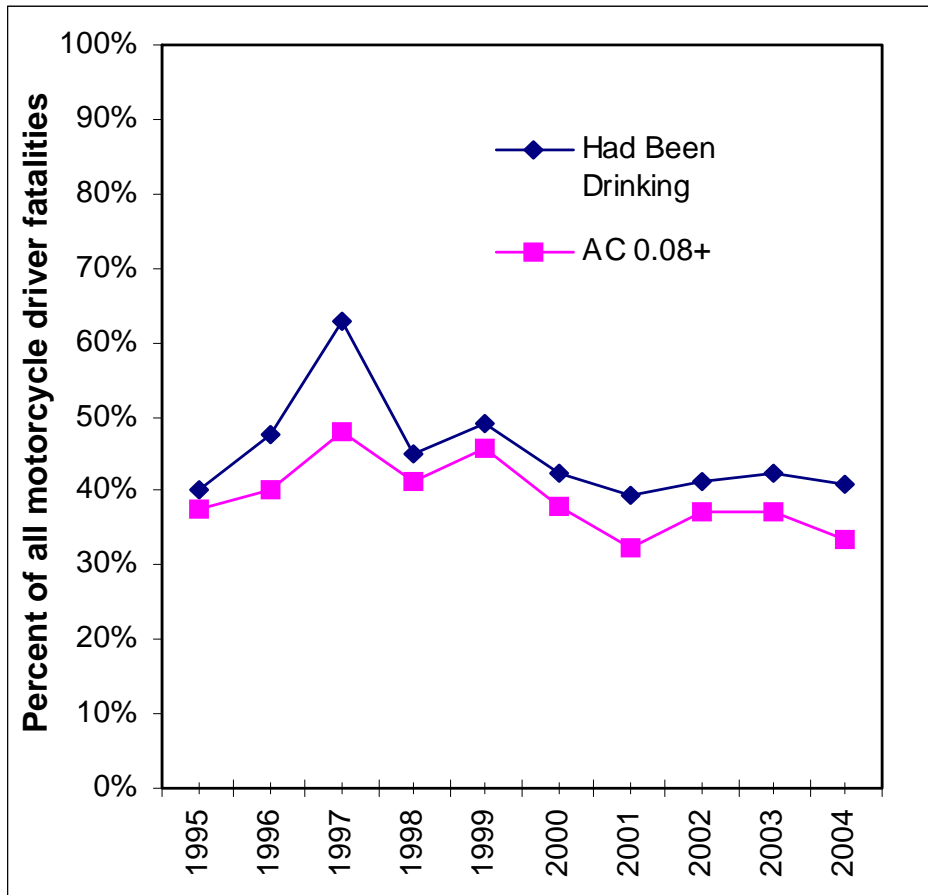
Fatal Crashes



Total Crashes



1995-2004 Alcohol Concentration (AC) Test Results for Motorcycle Rider Fatalities



URLs for Complete Documents

Motorcycle Crash Facts

<http://www.dot.wisconsin.gov/safety/motorist/crashfacts/docs/motorcyclefacts.pdf>- 576.7KB

Alcohol Traffic Facts

<http://www.dot.wisconsin.gov/safety/motorist/crashfacts/docs/archive/alcoholfacts2002.pdf>- 763.9KB